

What to do in a tsunami


Identify evacuation routes and safe places closer than 15 minutes walk
Roads and bridges can be damaged!




Head for high ground
and inland



Stay away from rivers and estuaries
Tsunamis can travel up rivers!




If swept-up, grab something
that floats



If you are on a boat, head to deep waters
(higher than 100 metres deep)



Go to an upper floor
(more than third) of a solid building
As a last resort, climb up a strong tree



If the earthquake struck your area,
watch out for cables or
objects which may fall down

What to do in a tsunami

When to evacuate?

A tsunami may be caused by a distant earthquake unnoticed in your area



If close to shore and feel a large and long shaking from an earthquake



If there is a fast recession in water from the shoreline
Shore water level will rise suddenly!
If you hear a roar similar to the sound of a freight train



If an official tsunami warning has been issued



Never wait to watch a tsunami come in
It is impossible to escape it!

When to come back?



Only after officials tell you it is safe
A tsunami is a series of waves that may last for hours!
The next wave may be larger than the first one!

Tsunamis do not look like regular waves; they look more like a flooding river or a wall of water and debris